

CAASPP & CAST Data Summary



What is CAASPP?

The California Assessment of Student Performance and Progress (CAASPP) consists of the following assessments administered yearly:

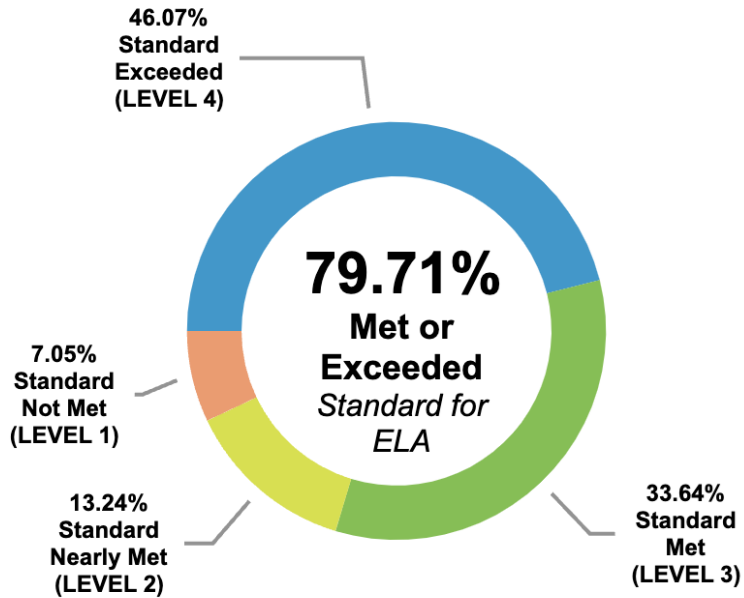
- Smarter Balanced English language arts/literacy (ELA) and mathematics
- California Alternate Assessments for ELA, mathematics, and science
- California Science Test (CAST)

Purpose of CAASPP data...

Broadly, CAASPP informs:

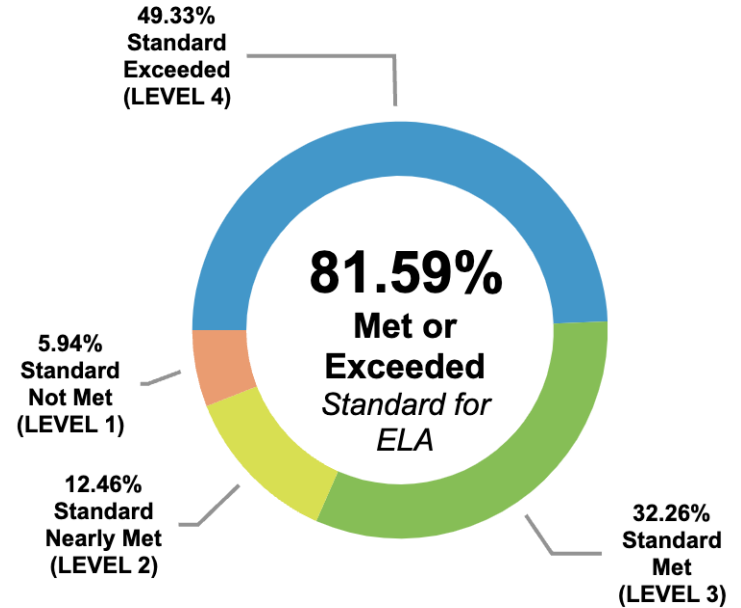
- Progress relative to grade level content standards
- Opportunities for enrichment and extension
- Areas for direct intervention
- Efficacy of teaching practice and instructional program
- Reclassification of English Learner status in combination with local assessments

Percent of students within each achievement level



2021-2022

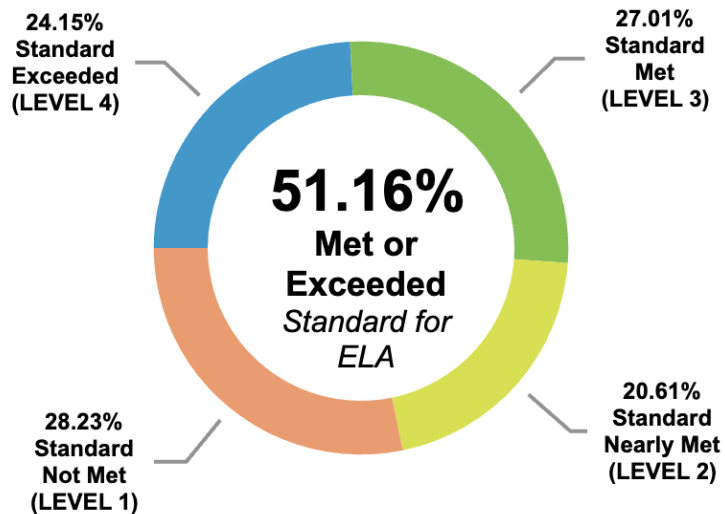
Percent of students within each achievement level



2018-2019

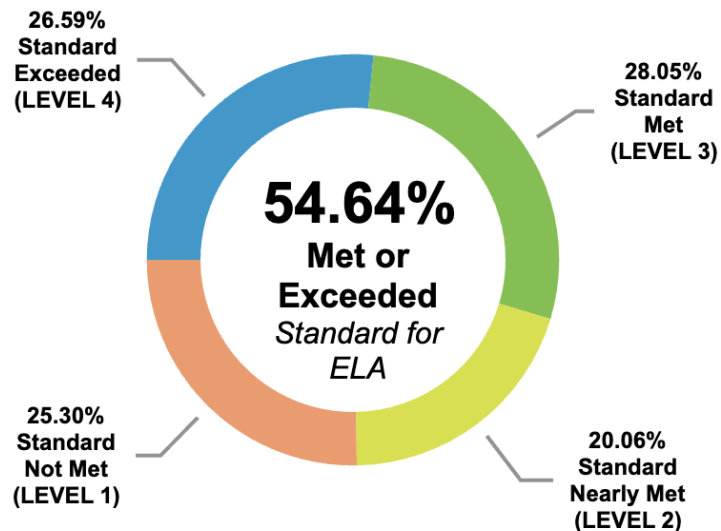
Contra Costa County: CAASPP English Language Arts

Percent of students within each achievement level



2021-2022

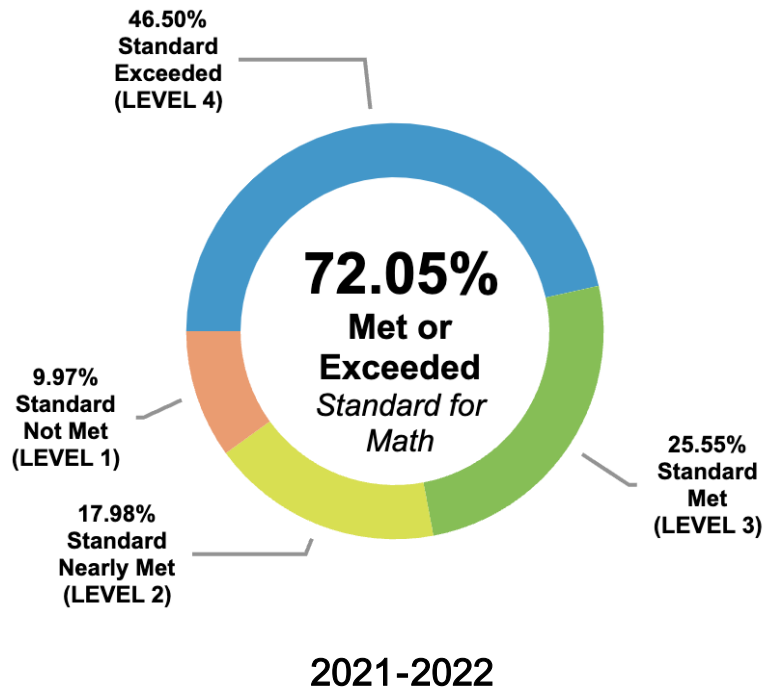
Percent of students within each achievement level



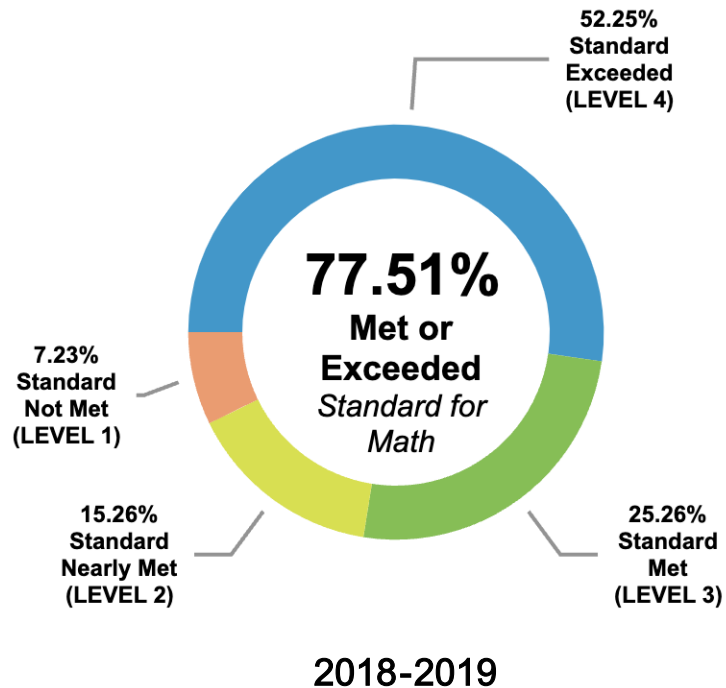
2018-2019

San Ramon Valley Unified School District: CAASPP Math

Percent of students within each achievement level

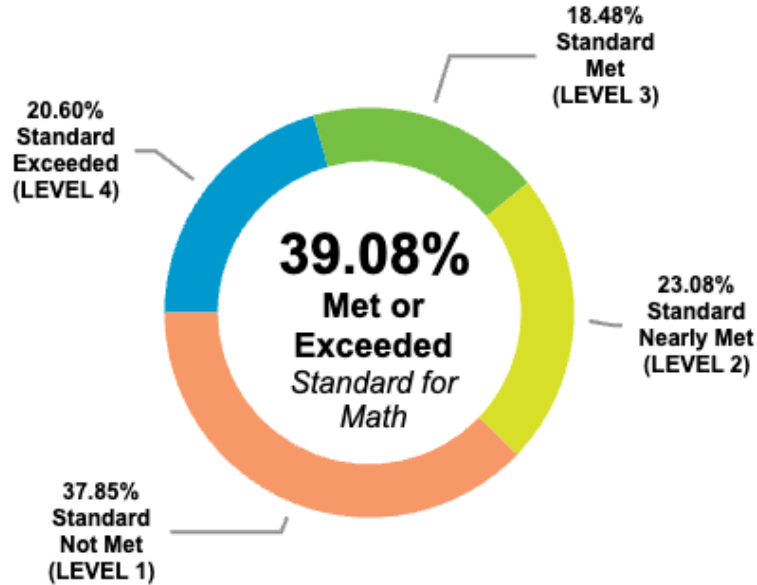


Percent of students within each achievement level



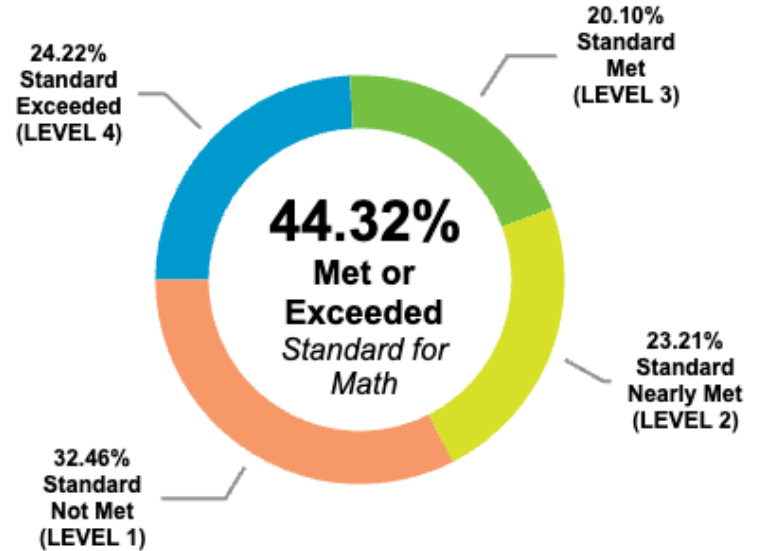
Contra Costa County: CAASPP Math

Percent of students within each achievement level



2021-2022

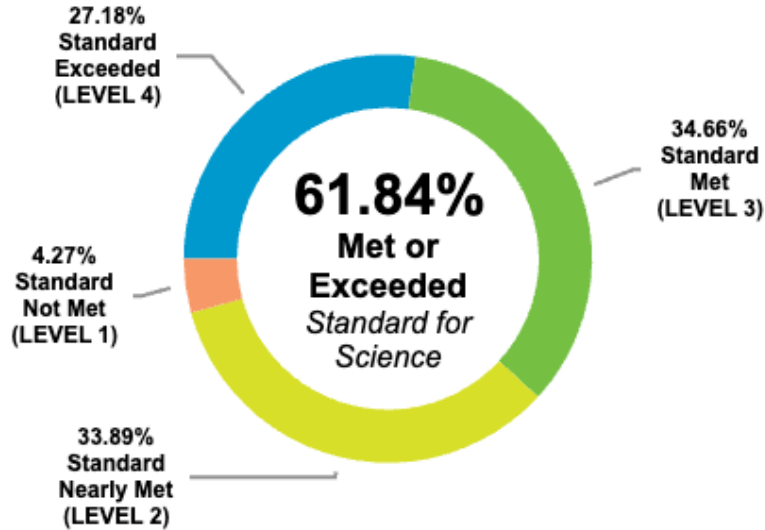
Percent of students within each achievement level



2018-2019

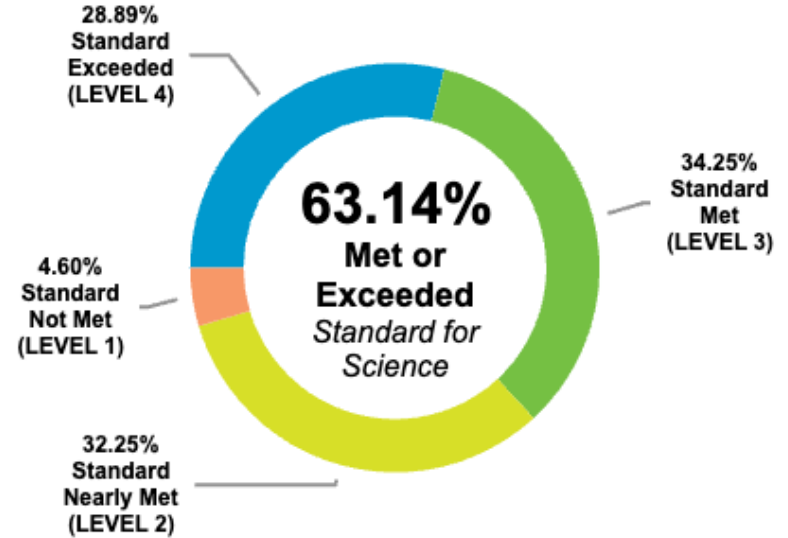
San Ramon Valley Unified School District: CAST Science

Percent of students within each achievement level



2021-2022

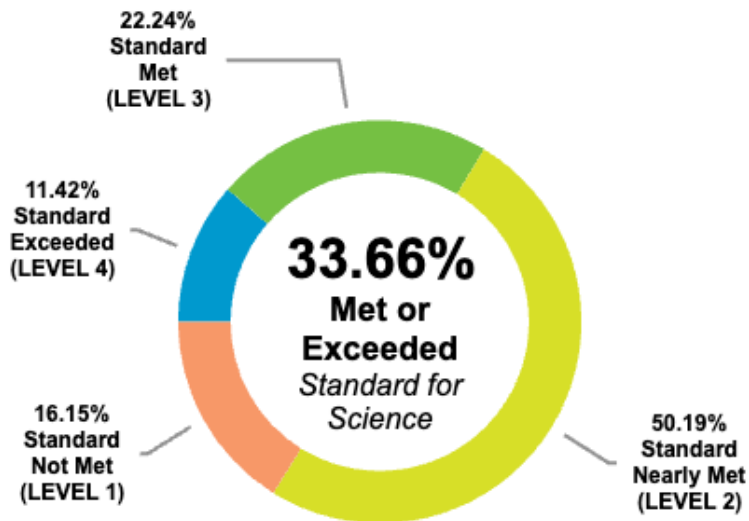
Percent of students within each achievement level



2018-2019

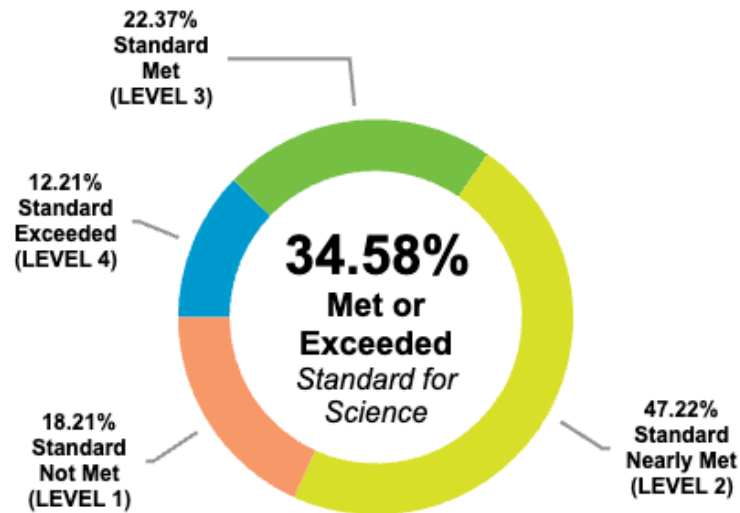
Contra Costa: CAST Science

Percent of students within each achievement level



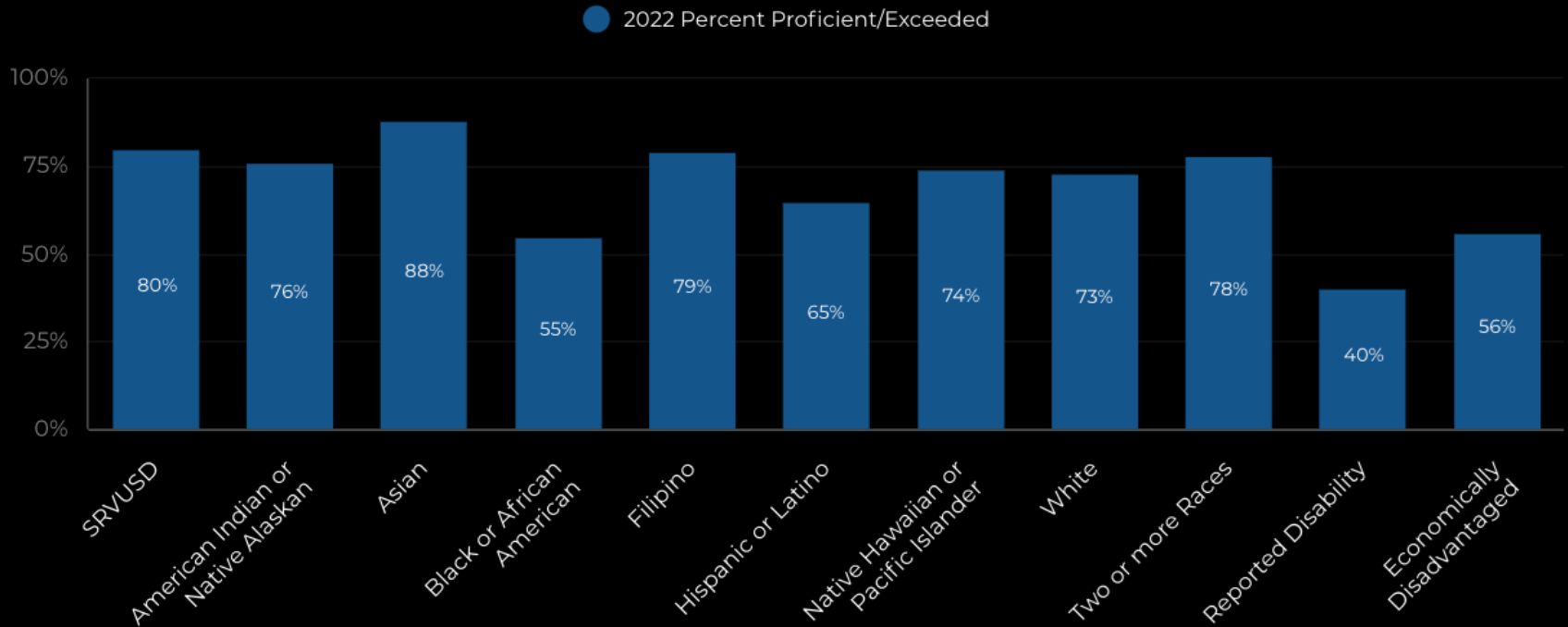
2021-2022

Percent of students within each achievement level

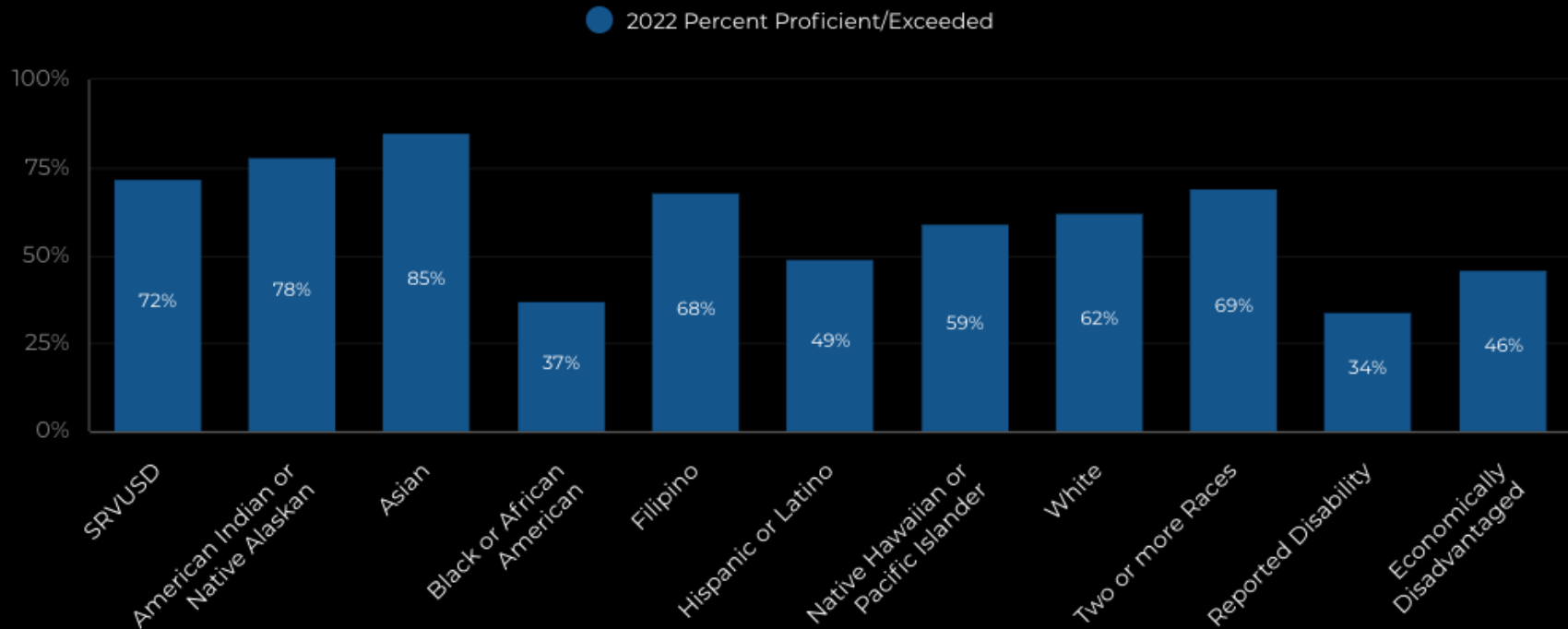


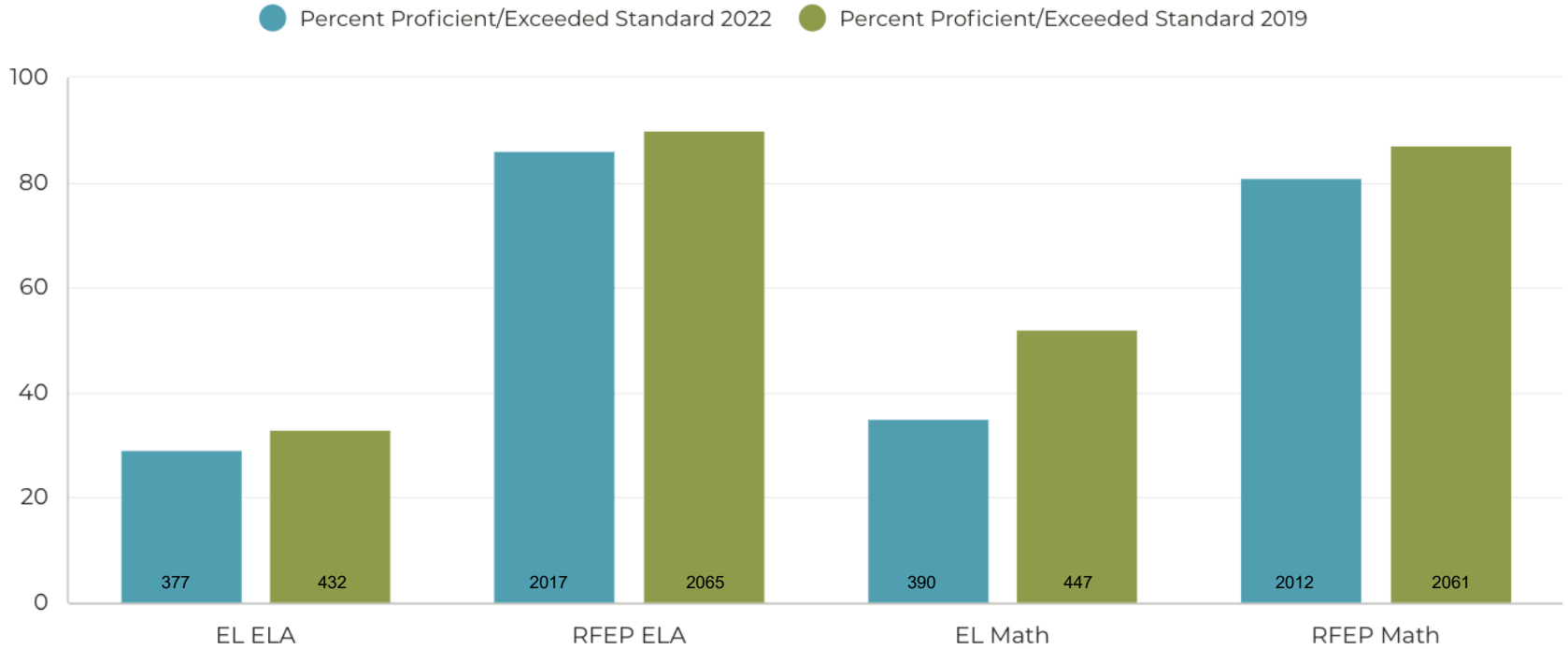
2018-2019

SRVUSD CAASPP ELA 2022 Sub-Group Data



SRVUSD CAASPP Math 2022 Sub-Group Data





*EL (English Learner) / RFEP (Reclassified Fluent English Proficient)

Summary of CAASPP data...

CAASPP is an important summative measure used in a number of ways to determine individual student performance, as well as the overall educational effectiveness of our programs and curricula.

- SRVUSD students continue to achieve at high levels overall; especially when compared to aggregate county achievement data.
- Overall 2022 SRVUSD CAASPP scores fell 2 percentage points in English Language Arts and 5.5 percentage points in math when compared to 2018-2019 proficiency levels, affirming a degree of pandemic learning loss.
- Underserved populations by demographic status, disability status and socio-economic status state indicators (AB1505) demonstrate lower levels of proficiency.
- While our English Learner population demonstrates lower levels of proficiency, our RFEP population demonstrates high levels of achievement once they are redesignated and exited from EL services.

In combination w/ CAASPP

CAASPP data helps guide our instructional practice alongside other assessments, such as our FASTBridge screener. SRVUSD administers FASTBridge to all students in grades K-12 three times per year. This assessment, in addition to classroom -specific assessments developed by teachers and teaching teams, provides the appropriate just -in-time support our students need in order to thrive academically.

Actions relative to CAASPP data...

A number of actions have already been taken in anticipation of knowing pandemic learning loss has occurred in many California schools.

- Liaisons partner with classroom teachers to deliver instruction & intervention.
- Liaisons partner with classroom teachers to support all underserved populations in making academic gains.
- All schools have student support time built into their schedules so that all students can access intervention when needed.
- Staff collaboration time is built into all teacher schedules so teams have time to analyze assessment data, including CAASPP data, in order to determine what supports are most appropriate for individual students and/or groups of students.
- All principals, in partnership with staff/liaisons & local school communities, are developing site specific goals in order to improve outcomes for underserved populations.
- Before and after school intervention (BOSI) classes will again be available at each site.

Parents Guide to CAASPP Data...

- [Online Test Practice](#)
- [Parent Guides to the Smarter Balanced Summative Assessments](#)
- [Early Assessment Program \(EAP\) Information for 11th grade](#)

CAASPP 2021...?

The state did publish data from the 2021 Spring CAASPP testing window. LEAs had the option of administering these assessments, and a handful of students were given the 2021 CAASPP for English Language/Arts & Math. The [data](#) is wholly unreliable given the small participation rate. In total, 83 students received scores for the 2021 CAASPP ELA Assessment out of a total 16529 eligible students. In total, 83 students received scores for the CAASPP Math assessment of a total 16530 eligible students. Given the absence of state level data, SRVUSD administered the FASTBridge screener, which is a tool we continue to utilize alongside CAASPP data for instructional planning, enrichment, and intervention.

CA Dashboard Update

The state has not yet published the CA Dashboard. However, we have been told this dashboard will be publicly available sometime in November or December, 2022. Once we know it has launched, we will share that information with the SRVUSD community.



Questions & comments...

